

# Sanlixin Solenoid Valve

## SLDF 2/2-way series underwater solenoid valve

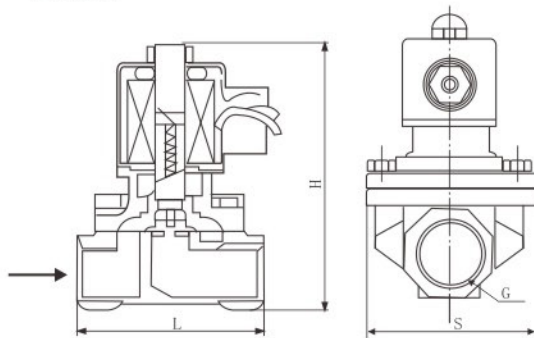
### Description

SLDF series solenoid valve provides on-off control of fluid media on auto-control system. This series is designed for music fountain and dancing fountain.

SLDF series is direct acting solenoid valve which utilize pressure differential to open the valve. They feature diaphragm construction, and together with rapid on-off, stable capability, easy use, and long-life. This valve has strong dirty-tight, can be used long time in river lake sea and kinds of made water areas.



### Construction Dimensions Chart



### Technical Parameter

1	Ambient Temp.	-10°C~50°C
2	Operating Pressure	≤ φ 50 0~0.6MPa > φ 65 0.06MPa~0.5MPa External type: 0.1~2.5MPa
3	Fluid Media	Water
4	Fluids Temp.	0°C~60°C
5	Body Material	Brass, Stainless Steel, Plastic, Iron
5	Voltage	φ 25 above 65 AC 220V 28VA, DC24V 33W
		φ 32/40/50 AC 220V 35VA, DC24V 40W
6	Coil Class	B Class Degree of protection IP68
7	Voltage Tolerance	-10%~+10%
8	Life-span	200000 Times
9	Response Times	0.2 Sec
10	Amounting Position	Flow as the arrow

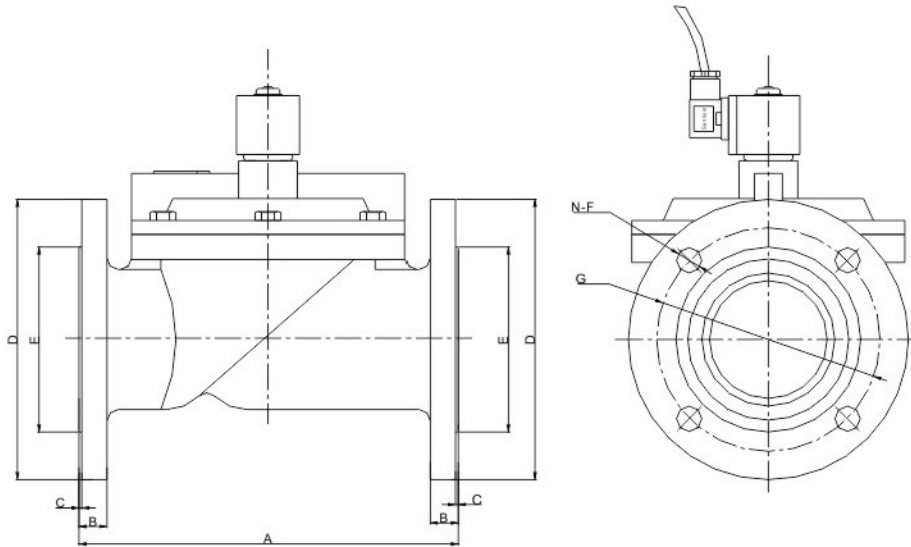
### Specifications

Model code	L (mm)	H(mm)	Pipe Size	Body material	Weight(KG)
SLDF-15	69	117	G1/2"	Brass	1.0
SLDF-20	73	123.5	G3/4"		1.1
SLDF-25	99	134.5	G1"		1.6
SLDF-35	112	172	G1/4"		2.1
SLDF-40	123	172	G1/2"		2.5
SLDF-50	168	209	G2"		4.2
SLDF-15B	69	117	G1/2"	Stainless Steel	0.9
SLDF-20B	73	123.5	G3/4"		1.0
SLDF-25B	99	134.5	G1"		1.5
SLDF-35B	112	172	G1/4"		2.0
SLDF-40B	123	172	G1/2"		2.4
SLDF-50B	168	209	G2"		4.1
SLDF-15S	69	117	G1/2"	Plastic	0.55
SLDF-20S	73	123.5	G3/4"		0.57
SLDF-25S	99	134.5	G1"		0.67



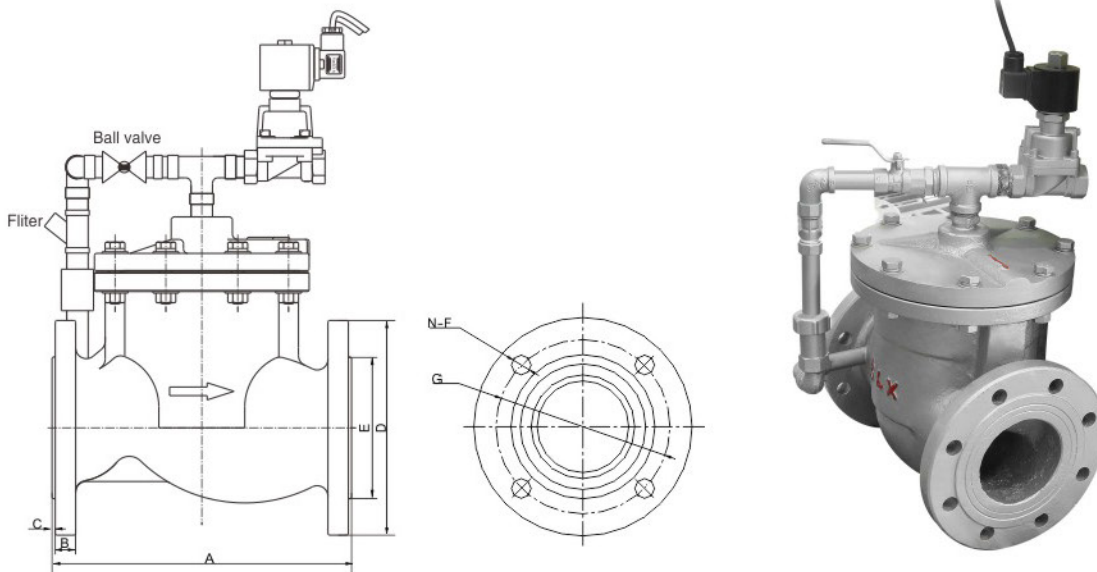
# SLDF 2/2-way series underwater solenoid valve

## Flange structure size



Model code	A	B	C	D	E	F	G	N	Body Material
SLDF-65F	250	20	2	185	118	18	145	4	Cast Iron
SLDF-80F	270	20	2	200	132	18	160	4	
SLDF-100F	350	20	3	220	160	18	180	8	
SLDF-150F	450	24	3	285	212	22	240	8	

## Flange structure size



Model code	A	B	C	D	E	F	G	N	Body Material
SLDF-65FW	240	20	3	185	118	18	145	4	Cast Iron
SLDF-80FW	280	22	3	200	132	18	160	4	
SLDF-100FW	320	25	3	220	160	18	180	8	
SLDF-150FW	400	28	3	285	212	22	240	8	