

CDU Series

Free Installation Cylinder (Ø6 ~ Ø32)



The way to automation

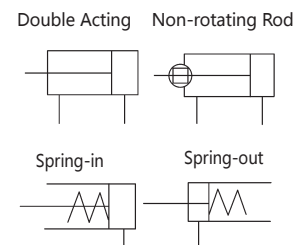
- Cylinder
- Sizing
- SI
- SI A.
- SC / SU
- SCT
- SC A.
- DSN
- DSN A.
- MA
- MAL
- MA/MAL A.
- SDA
- CQ2
- CJ2
- CDU**
- TN
- CXS
- MGP
- MSQ



Ordering Code

CDU	K	25	30	D	MT
Magnet	Type	Bore	Standard Stroke	Motion Type	Sensor
Blank: Without magnet	Blank: Basic type	6 20	5 30	D: Double acting	D-A93
D: With magnet	K: Non-rotating	10 25	10 40	S: Single acting (Spring-in)	
		16 32	15 50	T: Single acting (Spring-out)	
			20		

Symbol



Stroke/Sensoric Switch Model

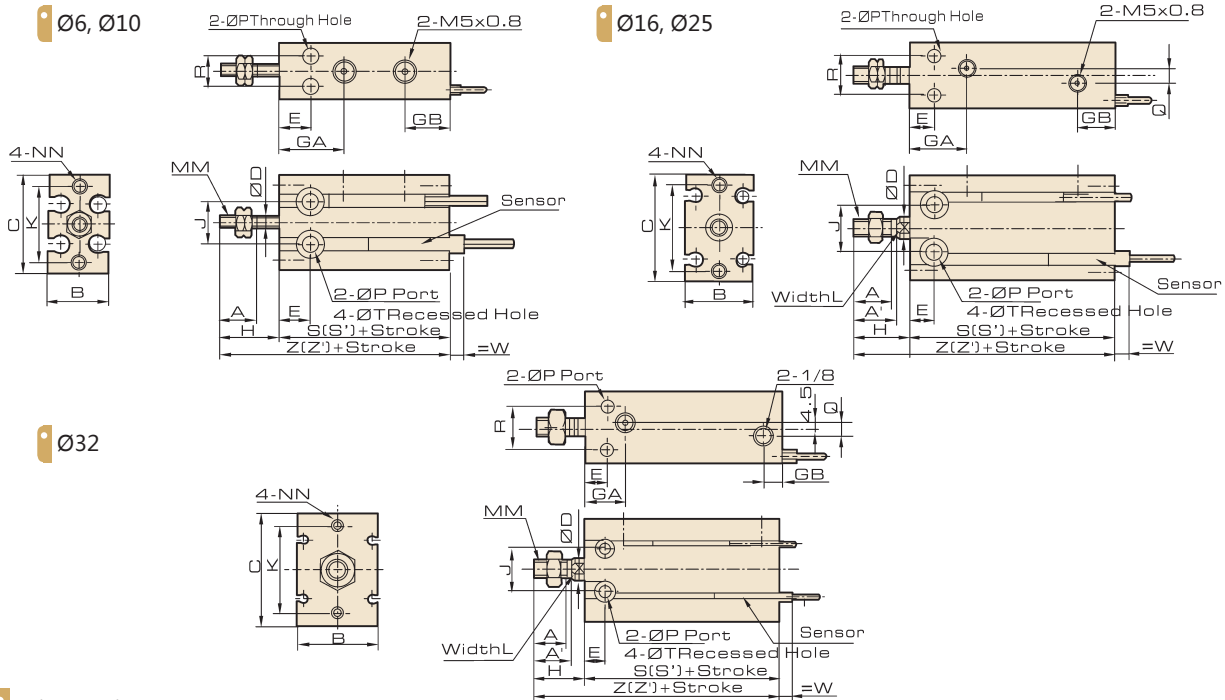
Bore (mm)	Standard Stroke		Stroke Length (Double Acting)	*Sensor Switch Model (Direct mounting)
	Double Acting	Single Acting		
6	5, 10, 15, 20, 25, 30	5, 10, 15,	40, 50, 60	D-A90L D-A93L D-A96L D-A80L D-F9NL D-F98L
10				
16				
20	5, 10, 15, 20, 25, 30, 40, 50	60, 70, 80, 90, 100		
25				
32				

Specification

Bore (mm)	6	10	16	20	25	32
Operating Fluid	Air					
Operation	D: Double Acting, S: Single Acting (Spring-in), T: Single Acting (Spring-out)					
Max. Operating Pressure	0.7 MPa					
Proof Pressure	1.0 MPa					
Ambient and fluid temp	5 ~ 60 °C					
Cushion	Both end with Rubber Gasket Cushioning					
Lubricant	Non-lub					
Installation Type	Free (Multi- installation)					
Precision non-rotating rod	± 0.8°			± 0.5°		
Port Size	M5 x 0.8					1/8

Overall Dimension

CDU Double/Single Acting



Dimension

Model	A	A'	B	C	ØD	E	GA	GB	J	K	L	MM	NN	ØP	Q	R	ØT
CDU6	7	-	13	22	3	7	14.5	10	10	17	-	M3x0.5	M3x0.5deep5	3.4	-	7	6deep4.8
CDU10	10	-	15	24	4	7	15.5	10	11	18	-	M4x0.7	M3x0.5deep5	3.4	-	9	6deep5
CDU16	11	12.5	20	32	6	7	16.5	11.5	14	25	5	M5x0.8	M4x0.7deep6	4.5	4	12	7.6deep6.5
CDU20	12	14	26	40	8	9	19	12.5	16	30	6	M6x1.0	M5x0.8deep8	5.5	9	16	9.5deep8
CDU25	15.5	18	32	50	10	10	21.5	13	20	38	8	M8x1.25	M5x0.8deep8	5.5	9	20	9.5deep9
CDU32	19.5	22	40	62	12	11	23	13	24	48	10	M10x1.25	M6x1.0deep9	6.6	13.5	24	11deep11.5

Double Acting

Model	H	Basic Type			With Magnet		
		S	Z	W	S'	Z'	
CDU6-ØD	13	33	46	2.5	33	46	
CDU10-ØD	16	36	52	1	36	52	
CDU16-ØD	16	30	46	0	40	56	
CDU20-ØD	19	36	55	1	46	65	
CDU25-ØD	23	40	63	-1	50	73	
CDU32-ØD	27	42	69	-4	52	79	

Single Acting (Spring-in)

Model	H	Basic Type						With Magnet						
		S			Z			W	S'			Z'		
		5st	10st	15st	5st	10st	15st		5st	10st	15st	5st	10st	15st
CDU6-ØD	13	38	43	48	51	56	61	2.5	38	43	48	51	56	61
CDU10-ØD	16	41	46	56	57	62	72	1	41	46	56	57	62	72
CDU16-ØD	16	35	40	50	51	56	66	0	45	50	60	61	66	76
CDU20-ØD	19	41	46	56	60	65	75	1	51	56	66	70	75	85
CDU25-ØD	23	45	50	60	68	73	83	-1	55	60	70	78	83	93
CDU32-ØD	27	47	52	62	74	79	89	-4	57	62	72	84	89	99

Single Acting (Spring-out)

Model	Basic Type										With Magnet					
	H			S			Z			W	S'			Z'		
	5st	10st	15st	5st	10st	15st	5st	10st	15st		5st	10st	15st	5st	10st	15st
CDU6-ØT	18	23	28	38	43	48	56	66	76	2.5	38	43	48	56	66	76
CDU10-ØT	21	26	31	41	46	56	62	72	87	1	41	46	56	62	72	87
CDU16-ØT	21	26	31	45	50	60	66	76	91	0	45	50	60	66	76	91
CDU20-ØT	24	29	34	41	46	46	65	75	90	1	51	56	66	75	85	100
CDU25-ØT	28	33	38	45	50	50	73	73	98	-1	55	60	70	83	93	108
CDU32-ØT	32	37	42	47	52	52	79	79	104	-4	57	62	72	89	99	114

- Cylinder
- Sizing
- SI
- SI A.
- SC / SU
- SCT
- SC A.
- DSN
- DSN A.
- MA
- MAL
- MA/MALA.
- SDA
- CQ2
- CJ2
- CDU**
- TN
- CXS
- MGP
- MSQ

CDU Series

Free Installation Cylinder (Ø6 ~ Ø32)



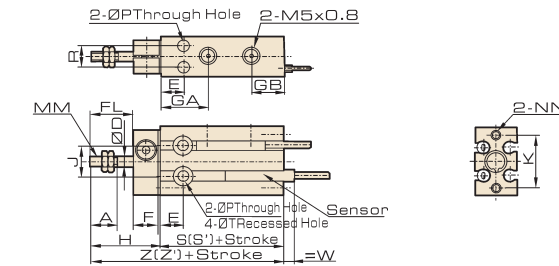
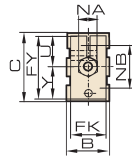
The way to automation

Overall Dimension

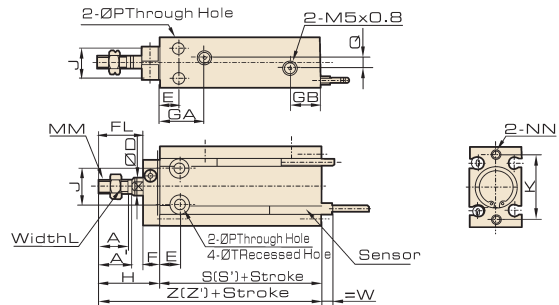
- Cylinder
- Sizing
- SI
- SI A.
- SC / SU
- SCT
- SC A.
- DSN
- DSN A.
- MA
- MAL
- MA/MAL A.
- SDA
- CQ2
- CJ2
- CDU**
- TN
- CXS
- MGP
- MSQ

CDUUK

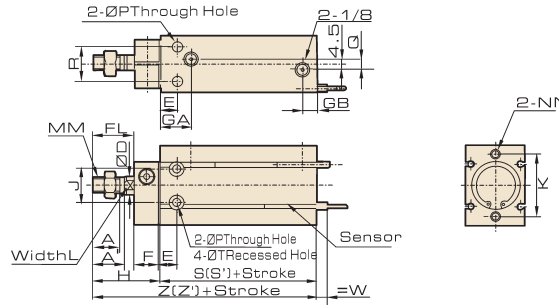
Ø6, Ø10



Ø16, Ø25



Ø32



Dimension

Model	A	A'	B	C	ØD	E	F	FL	FK	FY	GA	GB	H	J	K	L	MM	NA	NB	NN	ØP	Q	R	ØT	U	Y
C□UK6	7	-	13	22	3	7	8	9	11	20.5	14.5	10	18	10	17	-	M3x0.5	6	14	M3x0.5deep5	3.4	-	7	6deep4.8	10	10.5
C□UK10	10	-	15	24	4	7	8	12	12	22	15.5	10	21	11	18	-	M4x0.7	7	15	M3x0.5deep5	3.4	-	9	6deep5	10.5	11.5
C□UK16	11	12.5	20	32	6	7	8	17	13	28	16.5	11.5	26	14	25	5	M5x0.8	6	18	M4x0.7deep6	4.5	4	12	7.6deep6.5	12.5	15.5
C□UK20	12	14	26	40	8	9	8	20	16	33	19	12.5	29	16	30	6	M6x1.0	8	20	M5x0.8deep8	5.5	9	16	9.3deep8	13.5	19.5
C□UK25	15.5	18	32	50	10	10	10	22	20	43.5	21.5	13	33	20	38	8	M8x1.25	10	28	M5x0.8deep8	5.5	9	20	9.3deep9	19	24.5
C□UK32	19.5	22	40	62	12	11	12	29	24	51.5	23	12.5	42	24	48	10	M10x1.25	12	32	M6x1.0deep9	6.6	13.5	24	11deep11.5	21	30.5

Double Acting

Model	H	Without Magnet		With Magnet		
		S	Z	W	S'	Z'
C□UK6-□D	18	33	51	2.5	33	51
C□UK10-□D	21	36	57	1	36	57
C□UK16-□D	26	30	56	0	40	66
C□UK20-□D	29	36	65	1	46	75
C□UK25-□D	33	40	73	-1	50	83
C□UK32-□D	42	42	84	-4	52	94

Single Acting (Spring-in)

Model	H	Without Magnet						With Magnet						
		S			Z			W	S'			Z'		
		5st	10st	15st	5st	10st	15st		5st	10st	15st	5st	10st	15st
C□UK6-□D	18	38	43	48	56	61	66	2.5	38	43	48	56	61	66
C□UK10-□D	21	41	46	56	62	67	77	1	41	46	56	62	67	77
C□UK16-□D	26	35	40	50	61	66	76	0	45	50	60	71	76	86
C□UK20-□D	29	41	46	56	70	75	85	1	51	56	66	80	85	95
C□UK25-□D	33	45	50	60	78	83	93	-1	55	60	70	88	93	103
C□UK32-□D	42	47	52	62	89	94	104	-4	57	62	72	99	104	114

Single Acting (Spring-out)

Model	H			ØT	U	Y	Without Magnet						With Magnet						
	5st	10st	15st				S			Z			W	S'			Z'		
							5st	10st	15st	5st	10st	15st			5st	10st	15st	5st	10st
C□UK6-□T	23	28	33	6 deep 4.8	10	10.5	38	43	48	61	71	81	2.5	38	43	48	61	71	81
C□UK10-□T	26	31	36	6 deep 5	10.5	11.5	41	46	56	67	77	92	1	41	46	56	67	77	92
C□UK16-□T	31	36	41	7.6 deep 6.5	12.5	15.5	45	50	60	76	86	101	0	45	50	60	76	86	101
C□UK20-□T	34	39	44	9.3 deep 8	13.5	19.5	41	46	56	75	85	100	1	51	56	66	85	95	110
C□UK25-□T	38	43	48	9.3 deep 9	19	24.5	45	50	60	83	93	108	-1	55	60	70	93	103	118
C□UK32-□T	47	52	57	11 deep 11.5	21	30.5	47	52	62	94	104	119	-4	57	62	72	104	114	129