

# TK1 type BI-METALLIC STEAM TRAP

## CHARACTERISTICS

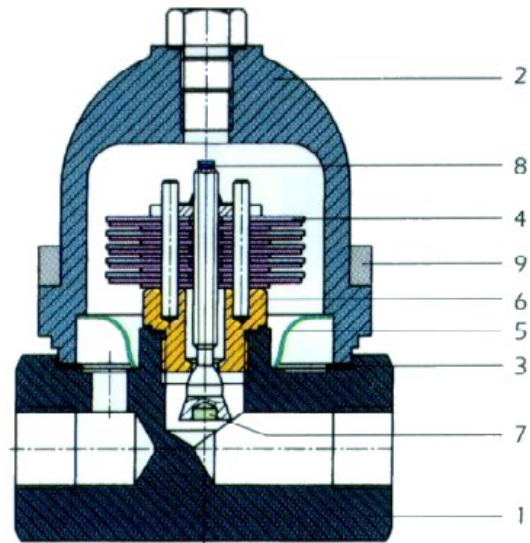
The TK1 is a bi-metallic steam trap dedicated to steam installations purge. It has a carbon steel construction and is available with either threaded connections or PN 40 flanges. The TK1 steam trap is unaffected by water hammers, prevents air locking and has an anti-backflow effect on condensates. It is equipped with a built-in strainer and can be installed in any position. It is also equipped with an adjusting screw to adjust the discharge capacity and temperature.



## AVAILABLE ITEMS

#1536: 1/2", 3/4", 1" BSP threaded connections  
 #1540: DN 15, 20, 25 PN 16/25/40 flanged connections  
 Raised-face flanges on request.

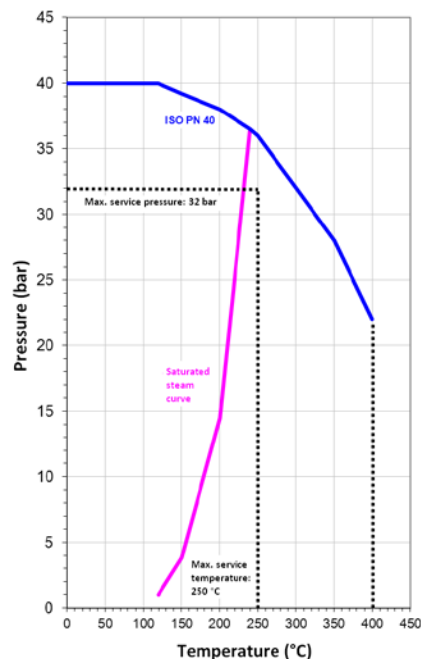
## CONSTRUCTION



## LIMITS OF USE

Max. allowable pressure (PS)	40 bar
Max. service pressure	32 bar
Max. differential pressure	22 bar
Max. allowable temperature (TS)	400 °C
Max. service temperature	250 °C

## PRESSURE / TEMPERATURE DIAGRAM



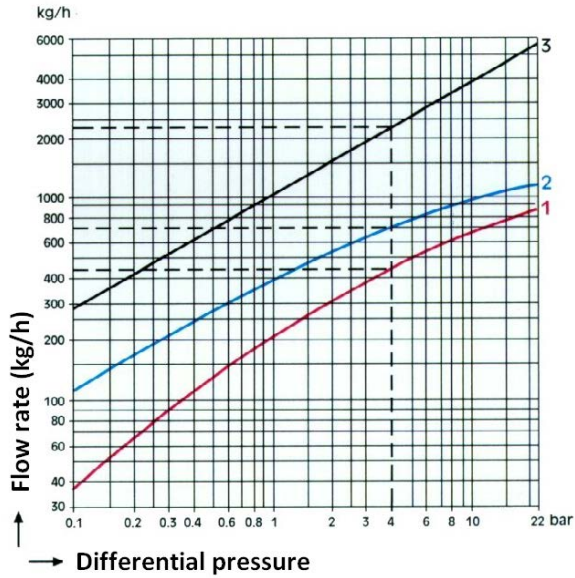
1	Body	A105 forged steel
2	Cap	A105 forged steel
3	Gasket	Graphite-stainless steel
4	Bi-metallic	Stainless steel
5	Strainer	Stainless steel
6	Seat	AISI 304
7	Valve	AISI 304
8	Adjustment screw	AISI 304
9	Nuts	A193 B16

Technical data given for information purpose only. May be subject to alteration without prior notice

	SECTORIEL S.A. 45, rue du Ruisseau 38290 Saint Quentin-Fallavier – FRANCE Tel.: +33 474 94 90 70 – Fax: +33 474 94 13 95 <a href="http://www.sectoriel.fr">www.sectoriel.fr</a> / email: sectoriel@sectoriel.fr	Page	1/3
		Ref.	FT 1536 GB
		Rev.	
		Date	12/2000

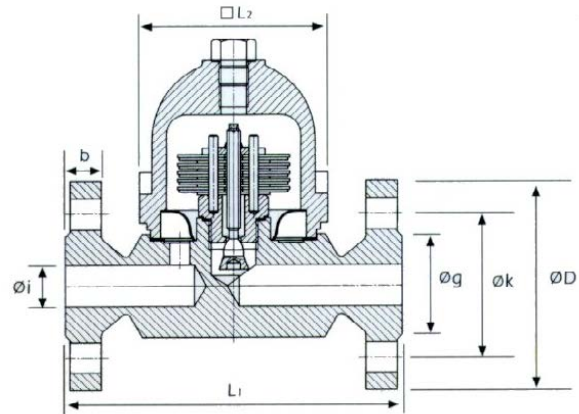
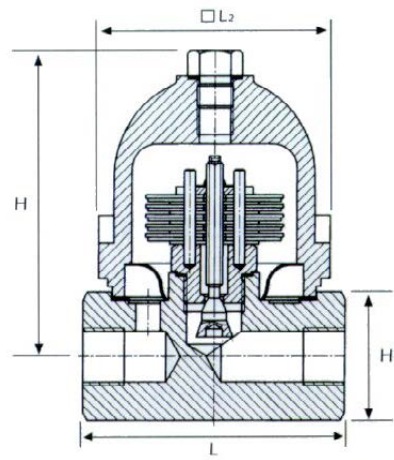
# TK1 type BI-METALLIC STEAM TRAP

## FLOW RATE CHART



## DIMENSIONS (mm) AND WEIGHT (kg)

DN	15	20	25
L-L1-L2	95-150-82	95-150-82	95-160-82
H-H1	102-41	102-41	102-41
D	95	105	115
B	16	18	18
K	65	75	85
G	45	58	68
I	14	14	14



## INSTALLATION

The TK1 steam trap can be installed in any position, preferably horizontal.

## OPTIONS

NPT threaded connections  
 SW or BW welded connections, on request

## MATERIAL AND TEST CERTIFICATE

3.1b certificate according to EN 10 204 on request.  
 Take into account special lead time

Technical data given for information purpose only. May be subject to alteration without prior notice

	SECTORIEL S.A. 45, rue du Ruisseau 38290 Saint Quentin-Fallavier – FRANCE Tel.: +33 474 94 90 70 – Fax: +33 474 94 13 95 <a href="http://www.sectoriel.fr">www.sectoriel.fr</a> / email: sectoriel@sectoriel.fr	Page	2/3
		Ref.	FT 1536 GB
		Rev.	
		Date	12/2000

# TK1 type BI-METALLIC STEAM TRAP

## MOUNTING AND MAINTENANCE INSTRUCTIONS

### GENERAL CHARACTERISTICS

The TK1 is a bi-metallic steam trap dedicated to steam installations condensate purge. It is recommended to install an isolating valve upstream from the steam trap.

### MOUNTING

The TK1 steam trap can be installed in any position, but preferably in a horizontal position.

Before installing the steam trap, isolate and depressurize the line. Please wait until the complete cooling of the system.

Clean carefully the upstream pipes.

Screw or weld the steam trap (depending on the connection type) following the direction of the arrow marked on the body: steam upstream and condensate downstream.

For the TK1 flanges version, choose flange gaskets adapted to the use on steam. Please use the following nut type:

DN	Number of nuts	Diameter	Length
15	4	M14	50
20	4	M16	50
25	4	M16	60

### DISMANTLING AND MAINTENANCE

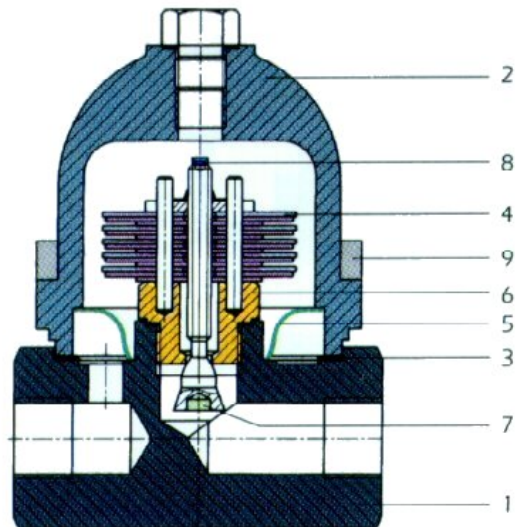
It is not necessary to remove the steam trap to proceed to its maintenance.

1. Shut the upstream isolating valve
2. Drain the downstream pipes

3. Make sure that there is no pressure and no temperature
4. Unscrew the 4 cover screws (*mark 2*), remove the thermostatic elements (*mark 4*) and the strainer (*mark 5*)
5. Clean all the thermostatic elements without using abrasive products
6. Clean the strainer and replace it if necessary.
7. Remount the strainer and the bi-metallic elements, change the body gaskets (*mark 3*)

### SPARE PARTS

Complete spare part kit for TK1 : 981268



Technical data given for information purpose only. May be subject to alteration without prior notice

	SECTORIEL S.A. 45, rue du Ruisseau 38290 Saint Quentin-Fallavier – FRANCE Tel.: +33 474 94 90 70 – Fax: +33 474 94 13 95 <a href="http://www.sectoriel.fr">www.sectoriel.fr</a> / email: <a href="mailto:sectoriel@sectoriel.fr">sectoriel@sectoriel.fr</a>	Page	3/3
		Ref.	FT 1536 GB
		Rev.	
		Date	12/2000